

Brand Identity
Brand Guidelines

CHOWVIS

LOGO

The Basics

The Chowis Logo is a powerful symbol

Here are some rules
of the road when using our logo.

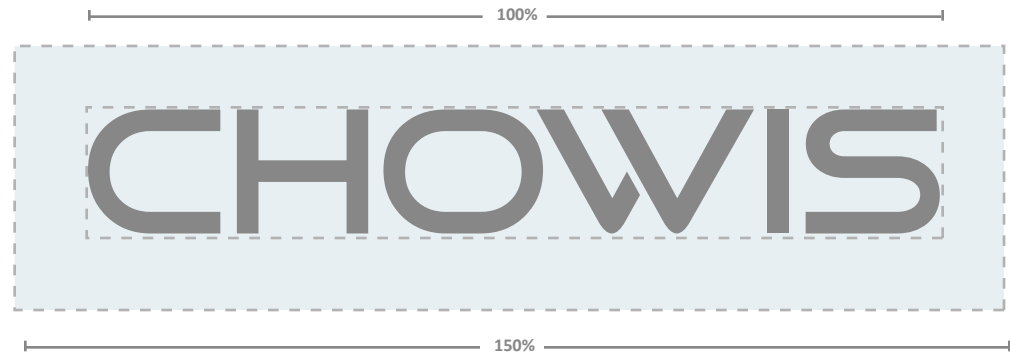
- Only show the logo in gray or white.
- Don't alter, rotate, or modify the logo.
- Don't animate the logo
- Don't surround the logo with other icons
- Don't overemphasize the logo.
- Don't use previous versions of the logo.
- Follow the clear space guidance in this document.



LOGO

Clear space and minimum size

When you're using the logo with other graphic elements, make sure you give it some room to breathe. The empty space around the logo should be at least 150% of the width of the logo. To ensure the logo maintains its visual impact, do not go any smaller than 16 pixels wide.



Logo clear space

CHOWIS
25 x 5px

Logo minimum size

LOGO

Brand Icon

Brand icon is a symbol that conveys strong universal values and ideas that make it immediately recognizable. You can use the icon in Chowis colors or white and black.

It is preferred that the icon is presented free of a container and a usage if the Chowis color.




LOGO

Brand Logo + Brand Icon

Brand icon is a symbol that conveys strong universal values and ideas that make it immediately recognizable. You can use the icon in Chowis colors or white and black.

You may use the brand logo and brand icon together as show on sample:



LOGO

Brand Logo color Usage

Chowis Logo must be legible and maintain the integrity of its form.

When using white background, either Chowis primary color or black should be used while if black background, Chowis primary color and white should be used.

White background



Black Background




LOGO

Slogan

Chowis Logo can be paired with slogan
"Your Choice of Diagnosis".

When using Chowis Logo with Slogan,
make sure our logo is in gray or white.

Observe 110% spacing between
Chowis Logo and slogan.



One line

YOUR CHOICE OF DIAGNOSIS

two lines

YOUR CHOICE OF
DIAGNOSIS

LOGO

Misuse



✘

Do not -
Apply Strokes



✘

Do not -
Add drop down shadow



✘

Do not -
Add special effects



✘

Do not -
Add gradient



✘

Do not -
Fill with multiple color



✘

Do not -
Skew, rotate or stretch



✘

Do not -
Contain in a shape



✘

Do not -
Stack multiple logos



✘

Do not -
Fill with patterns



✘

Do not -
Add element



✘

Do not -
Type "Chowis" with different
typeface



✘

Do not -
Use old logo

LOGO


Logo Application on Image

When placing the logo on an image, always use the white logo version.

For images with a light background, we suggest applying a 10-20% black opacity to the entire image to maintain legibility of the white logo.

And never show the Chowis logo in black or any other colors.

The logo is permitted to be displayed in black with prior permission from Chowis



Layer 2
10-20% opacity black



Layer 1
Original Image

COLOR

PRIMARY

Gray

HEX #878787 CMYK 49 41 41 5
RGB 135 135 135 PANTONE

Blue

HEX #006a8e CMYK 100 16 10 44
RGB 0 106 142 PANTONE

SECONDARY

White

HEX #ffffff CMYK 0 0 0 0
RGB 255 255 255 PANTONE

Light Gray

HEX #ffffff CMYK 0 0 0 0
RGB 255 255 255 PANTONE

Extra Light Gray

HEX #ffffff CMYK 0 0 0 0
RGB 255 255 255 PANTONE

Black

HEX #ffffff CMYK 0 0 0 0
RGB 255 255 255 PANTONE

TYPOGRAPHY

Our Typeface

Our typeface is bold, simple, and universal.

For Chowis treatments, such as slogan and internal documents, we use Noto Sans CJKKR- English and Nanumfont for Korean.

Noto Sans
CJKKR
Regular

Noto Sans
CJKKR
Bold

Noto Sans
CJKKR
Light

TYPOGRAPHY

Our Typeface

Our typeface is bold, simple, and universal.

For Chowis treatments, such as slogan and internal documents, we use Noto Sans CJKKR- English and Nanumfont for Korean.

나눔스퀘어OTF
Regular

나눔스퀘어OTF

Light

나눔스퀘어OTF

Bold

나눔스퀘어OTF

ExtraBold

END